



EMERGENCY ESCAPE HOOD

Article No.: 2840FT79

The TST Emergency Escape Hood has a unique design makes it extremely comfortable to wear and easy to put on. The half-mask is made of silicone. The neck cuff is specially woven for the closest possible fit and maximum elasticity. Twin exhaust valves ensure low respiratory resistance.



HOOD MODEL - 7012P10022

(with combination Filter A2B2E2K2P3)
- upgraded version of filter

CARRY BAG

The chemical escape hood comes with a soft carrying bag, with a zip for easy opening. The bag can be worn on a belt, carried over the shoulder or attached to a wall. The bag is very important as it makes the hood easy to bring, when working in risk environments.

1. Material: Polyester / Coating: Polyurethane
2. The half-mask is made of silicone.
3. Twin exhaust valves ensure low respiratory resistance.
4. The neck cuff is specially woven for the closest possible fit and maximum elasticity.
5. Filter Cartridge

- CE marking according to parts of EN403 (not fire)
- Weight: Approx 550g, depending on type of filter
- Sizes: One size fits all adults



Doc. Control:	Rev.:	Date:
	3.2	April 6, 2016






This Article Data Sheet (ADS) is designed and produced by FLOWTRONIX (FT) covered under the intellectual property law. Any reproduction in whole or in part is strictly prohibited without written approval. FT RP 4006-3.2



EMERGENCY ESCAPE HOOD

Article No.: 2840FT79

FILTER TYPE – COLOUR CODE, DESCRIPTION

TYPE	COLOUR CODE	DESCRIPTIONS
A	Brown 	Organic gases & vapours with boiling point >65°C/150°F
B	Grey 	In-organic gases and vapours.
E	Yellow 	Sulphuric dioxide. (SO ₂)
K	Green 	Ammonia. (NH ₃)
P	White 	Particles




BREAK-THROUGH – CONDITIONS & MINIMUM TIME ACC. TO EN 14387:2004

TYPE	GAS TEST	GAS CONCENTRATION (ppm)	TIME (Minutes)
A2	Cyclohexane (C ₆ H ₁₂)	5000	35
B2	Chlorine (Cl ₂)	5000	20
	Hydrogen Sulfide (H ₂ S)	5000	40
	Hydrogen Cyanide (HCN)	5000	25
E2	Sulfure Dioxide (SO ₂)	5000	20
K1	Ammonia (NH ₃)	1000	50
K2	Ammonia (NH ₃)	5000	40

USER INSTRUCTIONS


The use of the hood does not require any special training.




1. Get the hood from the bag



3. Pull the hood back over your head



2. Prepare the hood for putting it on



4. The hood is in place

Doc. Control:	Rev.: 3.2	Date: April 6, 2016
---------------	-----------	---------------------

This Article Data Sheet (ADS) is designed and produced by FLOWTRONIX (FT) covered under the intellectual property law. Any reproduction in whole or in part is strictly prohibited without written approval. FT RP 4006-3.2



EMERGENCY ESCAPE HOOD

Article No.: 2840FT79

TST ESCAPE HOOD – CHEMICAL INSTRUCTIONS FOR USE

APPLICATIONS

- The hood is NOT intended to protect against combustion smoke or combustion gases.
- The hood is intended to be used to protect the airways against particles and chemicals in gas form for a limited time.
- The hood is supplied in one (1) size to suit all adults, even those with spectacles & beards.
- The hood is Class M, which means that the user can carry the hood in its packaging during a shift, or it can be stored at the workstation.
- Do NOT use the hood in oxygen-poor environments!



BEFORE USE

- Check that the foil packaging is undamaged. If the packaging is not intact, the filter may have absorbed moisture, and it must not be used.
- Check that the filter on the hood is suitable for the intended application (see label on inside bag).
- Check that the filter's best-before-date has not been passed.
- Check that the escape hood, including the filter, has not been damaged.

INSTRUCTION FOR USE

The pouch may be worn on a belt or hung in an designated place (Class M).

1. Open the pouch and remove the packed hood.
2. Tear open the bag where indicated and remove the hood.
3. Take hold of the collar, insert your chin, and pull the hood over your head.
4. Adjust the hood so that the mask fits comfortably round the mouth and nose.
5. Smooth out any wrinkles on the elastic around the neck.
6. Take off the hood by inserting both thumbs under the neck elastic as far as the mask. Then pull the mask away from the face and up over your head.



AFTER USE

After use, since the packaging is no longer intact, the hood must be returned to TST for examination and filter replacement.

SHELF - LIFE

The hood may be stored for five (10) years in the unopened foil packaging. The packing date and the best-before-date are stated on the label on the foil packaging. When the best-before-date has been passed or if the foil packaging is not intact, the hood must be inspected and the filter replaced, even if the hood has not been used. Contact TST for service.

CE - approved as half mask according to EN 140, with additional requirements from EN 403 relevant for use as Escape Hood for chemicals (not fire).

Doc. Control:	Rev.:	Date:
	3.2	April 6, 2016

This Article Data Sheet (ADS) is designed and produced by FLOWTRONIX (FT) covered under the intellectual property law. Any reproduction in whole or in part is strictly prohibited without written approval. FT RP 4006-3.2